

1

Scope of Services

- Shelter Services
 - ✓ Animal intake and impounds
 - ✓ Stray animals
 - ✓ Owner surrender
 - ✓ Rabies quarantine
 - ✓ Custodial impound
 - ✓ Confiscation
 - Animal placement
 - ✓ Return to owner (RTO)
 - ✓ Adoption
 - ✓ Rescue
 - Animal euthanasia
 - ✓ Abandoned animals
 - ✓ Private
 - Veterinary care and services






COUNTY OF SAN LUIS OBISPO
DIVISION OF ANIMAL SERVICES

2

Scope of Services

Field Services

- Animal nuisance
 - ✓ Barking / noise
 - ✓ Roaming at large
 - ✓ DOA/HBC
- Public safety
 - ✓ Menacing and aggressive
 - ✓ Animal bite reports
- Animal welfare
 - ✓ Abuse
 - ✓ Neglect
 - ✓ Injured animal response/rescue
- Rabies control
 - ✓ Domestic
 - ✓ Wildlife
- Other agency assistance



COUNTY OF SAN LUIS OBISPO
DIVISION OF ANIMAL SERVICES

3

Scope of Services

Administrative Services

- Shelter transactions
 - ✓ Adoption
 - ✓ Redemption
- Licensing
- Lost and found services
 - ✓ Report processing
 - ✓ Matching and reunification
- Permits
 - ✓ Commercial animal operations
 - ✓ Hobby breeders
- Assistance animal certifications
- Record management and processing



COUNTY OF SAN LUIS OBISPO
DIVISION OF ANIMAL SERVICES

4

Scope of Services



COUNTY OF SAN LUIS OBISPO
DIVISION OF ANIMAL SERVICES

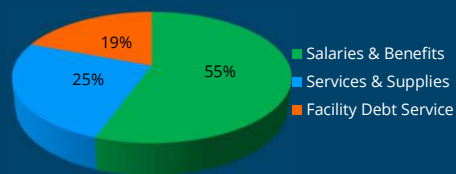
5

Fiscal Overview

Budget

- \$5.3M (FY2024-25)
 - ✓ Operations (\$4.3M)
 - ✓ Facility debt service (\$1.0M)

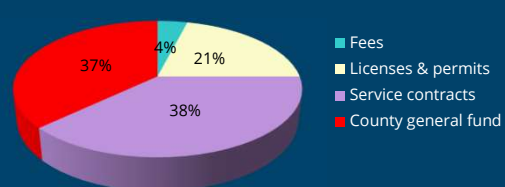
FY2022-23 Budget



Revenue

- \$4.3M (FY2024-25)
 - ✓ Fees (\$184K)
 - ✓ Licenses and permits (\$913K)
 - ✓ Service contracts (\$1.6M)
 - ✓ County general fund (\$1.6M)

FY2022-23 Revenue



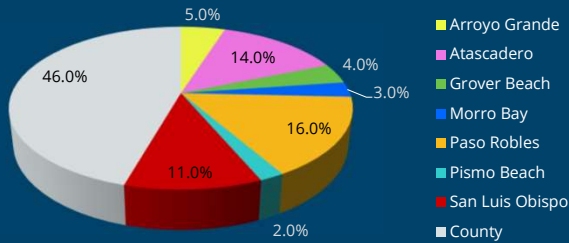
COUNTY OF SAN LUIS OBISPO
DIVISION OF ANIMAL SERVICES

6

Contract Service Fee

Distribution of non-fee offset costs

- Operational budget - \$4.3M (FY2024-25)
- Fee based revenue - \$1.2M
- Non-offset cost - \$3.1M




COUNTY OF SAN LUIS OBISPO
DIVISION OF ANIMAL SERVICES

7

Contract Service Fee

Cost allocation methodology

- Cost / revenue tracking
- Based on proportionate use
 - ✓ Shelter use cost (% share)
 - ✓ Field Service use cost (%share)
 - ✓ Admin Services use cost (%share)
- Revenue credit
- 3yr lookback



COUNTY OF SAN LUIS OBISPO
DIVISION OF ANIMAL SERVICES

8

Cost Mitigation

Operational costs

- Decreased cost
 - ✓ Community cat management
 - ✓ Narrow margin
- Increased revenue
 - ✓ License compliance
 - ✓ Fee recovery
 - ✓ Risk of disincentivizing

Service Fees

- Decreased usage
 - ✓ Responsible animal management
- Increased revenue
 - ✓ Licensing compliance
 - ✓ Animal redemption
- Service fee rebate

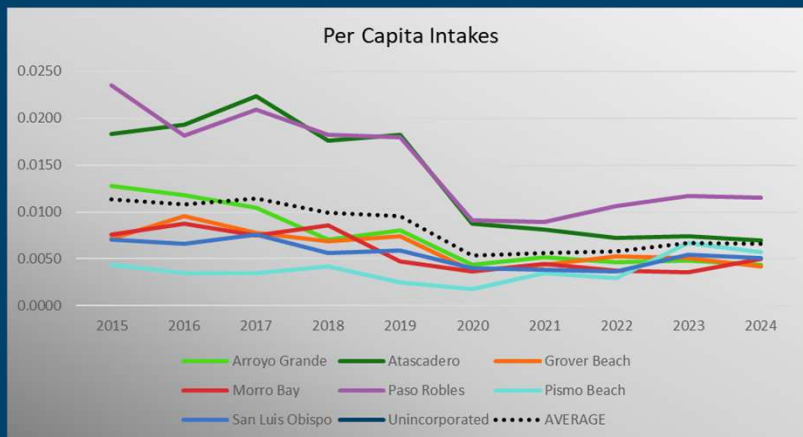


COUNTY OF SAN LUIS OBISPO
DIVISION OF ANIMAL SERVICES

9

Trends

Animal Intakes

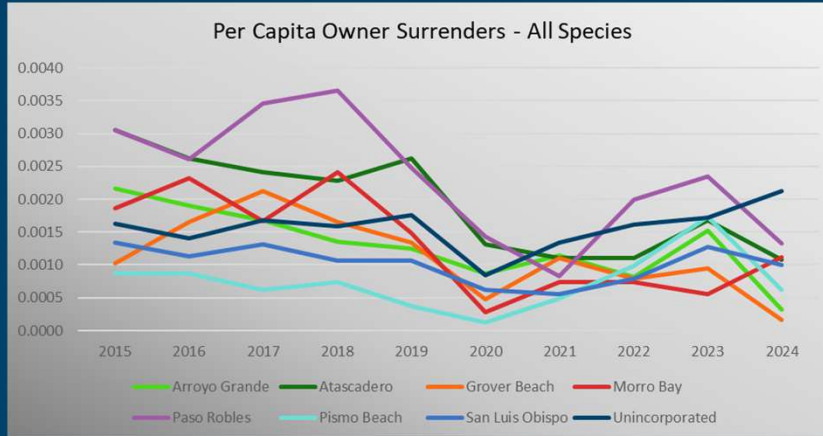


COUNTY OF SAN LUIS OBISPO
DIVISION OF ANIMAL SERVICES

10

Trends

Animal Intakes

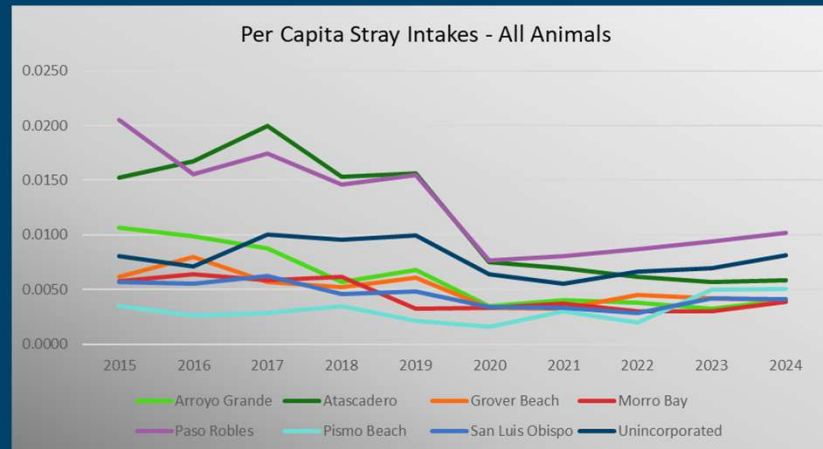


COUNTY OF SAN LUIS OBISPO
DIVISION OF ANIMAL SERVICES

11

Trends

Animal Intakes

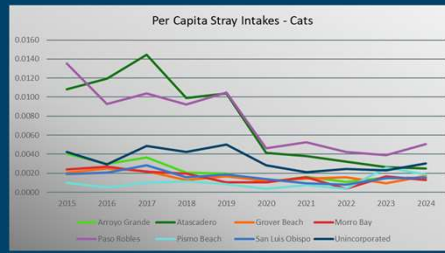
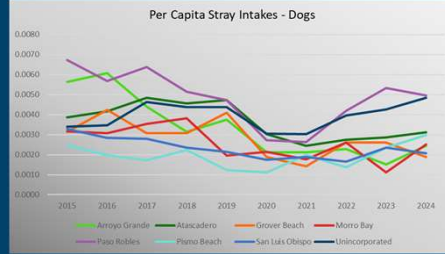
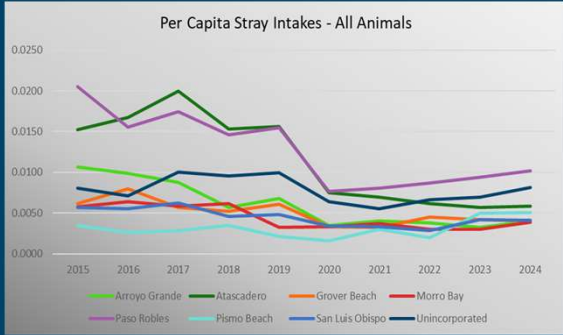


COUNTY OF SAN LUIS OBISPO
DIVISION OF ANIMAL SERVICES

12

Trends

Animal Intakes

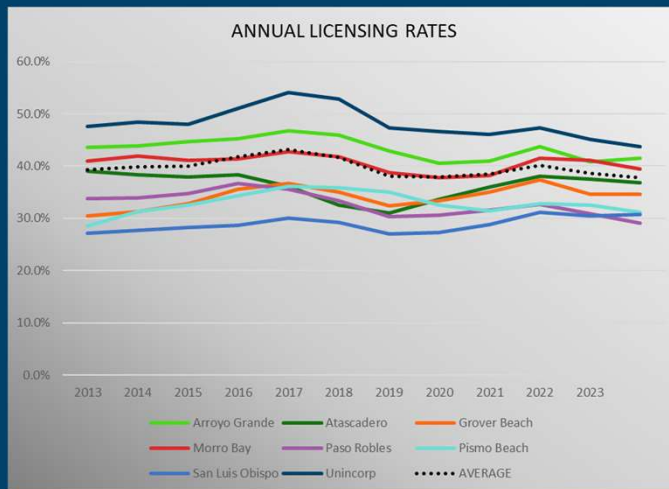


COUNTY OF SAN LUIS OBISPO
DIVISION OF ANIMAL SERVICES

13

Trends

Licensing



COUNTY OF SAN LUIS OBISPO
DIVISION OF ANIMAL SERVICES

14

